
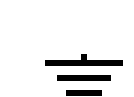




### Schematic of the Heathkit® Touch-Tone® Decoder Model HD-1530

**NOTES:**

1. All resistors are 1/4-watt, 5% tolerance unless otherwise noted. (K = 1000, M = 1,000,000)
2. Capacitors less than 1 are in  $\mu\text{F}$  (microfarads); 1 or greater are in pF, unless otherwise noted.
3.  indicates a wire connection on the circuit board.
4.  indicates chassis ground.
5.  indicates circuit board ground.
6.  indicates a DC voltage taken with a high-impedance voltmeter from the point indicated to circuit board ground.

To find the physical location of parts, refer to the "Circuit Board X-Ray View" on Manual Page 41.